


Outdoor Motion Detector **EE-OMD-11001**

Key Features

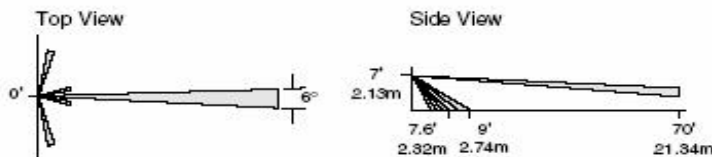
- Provides discrete motion detection for direct connection into the EAGLE EYE cameras
- A variety of surface patterns can be set with this powerful unit
- Motion can be sensed up to 80 feet away
- Ultraviolet-stabilized protective lens cover
- Die-cast aluminum housing with gasket for rugged installations
- Water resistant and dust proof
- Includes standard, long range, and vertical barrier lenses



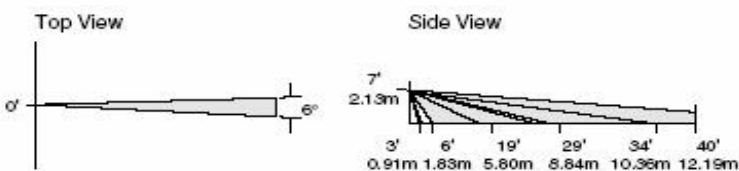
Standard Wide Angle



Long Range



Vertical Barrier



Technical Specifications

Pulse Count	Bi-directional, 1 event (2 pulses) or 2 events (4 pulses) with motion verification
Range	Standard Wide Angle: 45° (13.7 m) x 90° Long Range: 70° (21.34 m) x 6° Vertical Barrier: 40° (12.19 m) x 6°
Mounting	Wall only / conduit entry
LED Indicator	For walktest
Dimensions (H x W x D)	5.13" x 5.13" x 3.30" (130 x 130 x 84 mm) 1.9 lbs
Color	Off-White
Alarm Output	Fail safe contacts w/ 10 Ohms in series, Normally Closed and Open
Alarm Duration	2 to 5 seconds
Electrical	7 to 16 VDC 8mA typical, 10mA max Maximum loop rating: 16 VDC, 50mA Tamper loop rating: 50mA Normally Closed
Operating Conditions	-40° C ~ 50° C (41° F ~ 120° F) 10 – 90% Humidity (non-condensing)
Dust Proof, Water Resistant RFI Immunity	Greater than 10 V/meter from 0 to 1000 MHz
Static/Lighting Immunity	2.5 kV, 2 joules max energy impulse, 1msec rise / 50 msec delay

Connection – Detection – Response